

# annual report 2010



Inner West

Community Enterprises Limited

ABN 93 124 893 705

Seddon **Community Bank**<sup>®</sup> Branch

# Contents

---

<b>Chairman's report</b>	<b>2</b>
<b>Manager's report</b>	<b>3</b>
<b>Bendigo and Adelaide Bank Ltd report</b>	<b>4-5</b>
<b>Directors' report</b>	<b>6-9</b>
<b>Auditor's independence declaration</b>	<b>10</b>
<b>Financial statements</b>	<b>11-14</b>
<b>Notes to the financial statements</b>	<b>15-34</b>
<b>Directors' declaration</b>	<b>35</b>
<b>Independent audit report</b>	<b>36-37</b>

# Chairman's report

---

For year ending 30 June 2010

For the financial year of 2010 it has provided the Board a number of highs and also a few challenges as we continue to grow our **Community Bank**<sup>®</sup> branch.

It was a great pleasure to be able to congratulate everyone on our successes at our 1st birthday celebrations held in the branch back in May. Up to 30 June this year we have contributed approximately \$20,000 to the community by way of grants and sponsorships, and it is with great pride that we do this on behalf of our branch staff, account holders, Board members and shareholders. Beneficiaries include local schools, community groups and sporting clubs, along with supporting local events such as the Seddon and Yarraville Festivals.

Over the last 12 months we have grown our business base to \$35 million (vs budget \$43 million). Business has not come onto our books as quickly as we had hoped, and this has meant that our income was down on projections (actual \$329,000 vs budget \$358,000). The Board have however managed to control operating expenses (actual \$438,000 vs budget \$505,000) which has which has enabled us to return an operating loss ahead of projections (actual loss \$109,000 vs budget \$147,000).

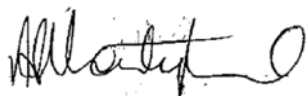
It is important that all partners continue to help grow the business; Board members, branch staff, account holders and shareholders are an integral part of spreading the word and growing the banking business.

We look forward to 2011 as a year of increased growth.

The Board has put in place a number of measures designed to encourage business into the branch. We have identified the new ATM site in Yarraville, and together with our current ATM sites at the Seddon **Community Bank**<sup>®</sup> Branch and Wembley Avenue, we will have excellent coverage in the area for our customers.

We have also commenced the process of launching our Yarraville branch. This was a promise made to the community during the Seddon campaign, and will complement our existing branch, providing the best banking service available of any bank in our community. The new steering committee will be hitting the streets in the last quarter of the calendar year raising awareness and necessary funding to open the branch. Existing shareholders will be rewarded for their support over the last years, and have the opportunity to invest further in the Company. Any enquiries should be directed to a member of the Board.

Over the upcoming 12 months we will continue to provide funding into our community, whilst working towards continued growth in Seddon and the opening of the Yarraville branch. Therefore, it is with great excitement that we continue to develop the platform which will provide ongoing revenue to the community for years to come.



**Andy Moutray-Read**  
**Chairman**

# Manager's report

---

For year ending 30 June 2010

We have now entered our second year of trading and have built quite a sizeable customer base, we continually grow the business with many new accounts weekly and a good portfolio of home loans.

The dedication of the staff through times of staff shortages must be applauded, I especially want to make a very special heartfelt thank you to my team who through thick and thin have supported each other and myself, and have kept the branch running as smoothly as possible.

The staff and myself are deeply involved in the community, this included the Yarraville and Seddon Festivals that have been attended by staff for the past two years. The Bendigo Bank marquee is quite recognisable as is our Bendigo Piggy who also attends our many events. For those of you who are not aware we also lend out our marquee to community organisations within our area for their own events. This is a free service that we offer to help the community, and to provide wider exposure for our branch.

We are a lovely have a great team. In addition to our branch staff being - Linda, Teena, Evelyn, Mathew and I myself - we also have two other important team members, Adrienne Rush and Aaron Hawkins. Adrienne who provides a top rate financial planning service to our branch, she is always happy to help our customers.

I know a few of our shareholders have already met Aaron as he looks after our business customers with professionalism and with great respect. Aaron has a wealth of knowledge of business solutions and the capacity to deal with them promptly and efficiently. Aaron and Adrienne are integral to the needs of our local customers and we are very fortunate to have access to their experience and knowledge.

We look forward to building and growing our business over the next 12 months. We know we can achieve this goal, we have the strength of our combined resources of branch staff, loyal customers, strong shareholder base and passionate Board.



**Suzanne Gee**  
**Branch Manager**

# Bendigo and Adelaide Bank Ltd report

---

For year ending 30 June 2010

Now in its 13th year, the **Community Bank**<sup>®</sup> network continues to grow and make significant contributions to local communities right across Australia.

In the 2009/10 financial year 22 new **Community Bank**<sup>®</sup> branches were opened, taking the total number of branches to 259.

More than 545,000 customers chose to support the network with their banking business made up of more than 788,000 accounts, giving the networks a combined banking book of more than \$16.3 billion.

Our **Community Bank**<sup>®</sup> customers have been served by more than 1150 staff that are supported by almost 1700 volunteer directors.

And these directors are endorsed by around 63,000 shareholders who have received more than \$14.7 million in dividends, a reward for their belief in the **Community Bank**<sup>®</sup> concept.

All of this support has enabled the **Community Bank**<sup>®</sup> network to return more than \$40.3 million to assist local community groups and projects since the first **Community Bank**<sup>®</sup> branch opened in 1998.

These figures add up to a strong **Community Bank**<sup>®</sup> network, a franchise of the Bendigo and Adelaide Bank Ltd, which like its community partners, continues to flourish attracting more than 10,000 new customers every month.

This has been made possible through the restructure of the bank's executive team under the leadership of Managing Director, Mike Hirst.

At the start of 2010, the world's great economies continued to feel the aftershocks of the Global Financial Crisis. However, Australia's economy remained relatively stable during the turbulent times. While the impact of the GFC was felt by our community owned and operated branches, it is a testament to our business models and partners that our **Community Bank**<sup>®</sup> network continues to develop.

In fact, not only did our network continue to develop, in the past year we have witnessed one of our most successful launch programs to date. We saw a new branch emerge out of the ashes in Kinglake, less than a year after the region was devastated by Victoria's Black Saturday Bushfires.

The Pyrmont **Community Bank**<sup>®</sup> Branch saw us make an inroad into the competitive but lucrative Sydney banking market. And over the next 12 months Bendigo Bank will continue to grow its ATM and branch network in New South Wales, providing further support in boosting the profile of Bendigo's brand in the state.


## Bendigo and Adelaide Bank Ltd report continued

---

This year we have also launched Community Snapshots on the Bendigo Bank website. This online initiative shares and highlights the great contributions and tangible outcomes the **Community Bank**<sup>®</sup> network generates for its local communities.

There has also been a focus on the continued roll out of our Good for Business, Good for Community program, which is an important element of our overall Community Strengthening for the coming year.

Thank you again for your continued commitment and support of the **Community Bank**<sup>®</sup> network.



**Russell Jenkins**

**Executive Customer and Community**

# Directors' report

---

For the financial year ended 30 June 2010

Your directors submit the financial statements of the company for the financial year ended 30 June 2010.

## Directors

The names and details of the company's directors who held office during or since the end of the financial year:

### **Andy Paul Moutray-Read**

Chairman

Age: 42

Business Owner

Interests in shares: 2,501

### **Kelly Ann Powers**

Secretary

Age: 32

Lawyer

Interests in shares: 101

### **James Lewin Macdougall**

Director

Age: 52

Paper Merchant

Interests in shares: 7,001

### **Violet Ann Browne**

Director (Appointed 6 April 2010)

Age: 51

Marketing and PR Consultant

Interests in shares: Nil

### **Travis John Bell**

Director (Resigned 26 July 2010)

Age: 37

Business Owner

Interests in shares: 6,501

### **Peter James Gallagher**

Director (Resigned 3 March 2010)

Age: 38

Human Services Manager

Interests in shares: 1,000

### **David John Bardsley**

Treasurer

Age: 37

Management consultant

Interests in shares: 22,001

### **Elizabeth Helen MacClafferty**

Director

Age: 81

Retired

Interests in shares: 2,001

### **John Richard Westbury**

Director

Age: 53

Self Employed

Interests in shares: 55,001

### **Lyndon Russell**

Director (Appointed 7 June 2010)

Age: 36

Accountant

Interests in shares: Nil

### **Gary David Clough**

Director (Resigned 20 May 2010)

Age: 45

Publican

Interests in shares: 11,001

Directors were in office for this entire year unless otherwise stated.

No directors have material interests in contracts or proposed contracts with the company.

# Directors' report continued

---

## Company Secretary

The company secretary is Kelly Ann Powers. Kelly was appointed to the position of secretary on 13 April 2007. Kelly is a lawyer with Schetzer Brott & Appel in Melbourne. Her main area of practice is commercial litigation. Prior to her current employment, she was the policy advisor for Victoria Legal Aid and a lawyer with Dibbs Abbott Stillman. Kelly holds a Juris Doctor from Monash University and a Masters of Arts in International Relations and a Bachelor of Arts in Sociology from Salve Regina University in the United States.

## Principal Activities

The principal activities of the company during the course of the financial year were in facilitating **Community Bank**<sup>®</sup> services under management rights to operate a franchised branch of Bendigo and Adelaide Bank Limited. There has been no significant changes in the nature of these activities during the year.

## Operating Results

Operations have continued to perform in line with expectations. The loss of the company for the financial year after provision for income tax was:

	<b>Year ended 30 June 2010</b>	<b>Year ended 30 June 2009</b>
	<b>\$</b>	<b>\$</b>
	(75,135)	(42,736)

---

## Remuneration Report

No Director of the company receives remuneration for services as a company director or Committee member.

There are no Executives within the company whose remuneration is required to be disclosed.

## Dividends

No dividends were declared or paid for the previous year and the directors recommend that no dividend be paid for the current year.

## Significant Changes in the State of Affairs

In the opinion of the directors there were no significant changes in the state of affairs of the company that occurred during the financial year under review not otherwise disclosed in this report or the financial statements.

## Matters Subsequent to the End of the Financial Year

There are no matters or circumstances that have arisen since the end of the financial year that have significantly affected or may significantly affect the operations of the company, the results of those operations or the state of affairs of the company, in future years.



# Directors' report continued

---

## Likely Developments

The company will continue its policy of facilitating banking services to the community.

## Environmental Regulation

The company is not subject to any significant environmental regulation.

## Directors' Benefits

No director has received or become entitled to receive, during or since the financial year, a benefit because of a contract made by the company, controlled entity or related body corporate with a director, a firm which a director is a member or an entity in which a director has a substantial financial interest except as disclosed in note 20 to the financial statements. This statement excludes a benefit included in the aggregate amount of emoluments received or due and receivable by directors shown in the company's accounts, or the fixed salary of a full-time employee of the company, controlled entity or related body corporate.

## Indemnification and Insurance of Directors and Officers

The company has indemnified all directors and the manager in respect of liabilities to other persons (other than the company or related body corporate) that may arise from their position as directors or manager of the company except where the liability arises out of conduct involving the lack of good faith.

Disclosure of the nature of the liability and the amount of the premium is prohibited by the confidentiality clause of the contract of insurance. The company has not provided any insurance for an auditor of the company or a related body corporate.

## Directors Meetings

The number of directors meetings attended by each of the directors of the company during the year were:

	<b>Number of Board Meetings eligible to attend</b>	<b>Number attended</b>
Andy Paul Moutray-Read	10	7
David John Bardsley	10	8
Kelly Ann Powers	10	7
Elizabeth Helen MacClafferty	10	10
James Lewin Macdougall	10	10
John Richard Westbury	10	7
Violet Ann Browne (Appointed 6 April 2010)	2	2
Lyndon Russell (Appointed 7 June 2010)	-	-
Travis John Bell (Resigned 26 July 2010)	10	7
Gary David Clough (Resigned 20 May 2010)	9	1
Peter James Gallagher (Resigned 3 March 2010)	7	4

## Directors' report continued

---

### **Directors Meetings (continued)**

The Board has two sub-committees, Business Development and Finance & Compliance. All sub-committees have elected Directors who meet on a regular, or as needs, basis and present reports/recommendations to the monthly Board meetings where required.

### **Non Audit Services**

The company may decide to employ the auditor on assignments additional to their statutory duties where the auditor's expertise and experience with the company are important. Details of the amounts paid or payable to the auditor (Andrew Frewin & Stewart) for audit and non audit services provided during the year are set out in the notes to the accounts.

The board of directors has considered the position, in accordance with the advice received from the audit committee and is satisfied that the provision of the non-audit services is compatible with the general standard of independence for auditors imposed by the Corporations Act 2001.

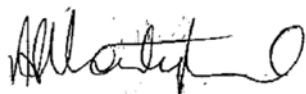
The directors are satisfied that the provision of non-audit services by the auditor, as set out in the notes did not compromise the auditor independence requirements of the Corporations Act 2001 for the following reasons:

- all non-audit services have been reviewed by the audit committee to ensure they do not impact on the impartiality and objectivity of the auditor;
- none of the services undermine the general principles relating to auditor independence as set out in APES 110 Code of Ethics for Professional Accountants, including reviewing or auditing the auditor's own work, acting in a management or a decision-making capacity for the company, acting as advocate for the company or jointly sharing economic risk and rewards.

### **Auditors' Independence Declaration**

A copy of the auditors' independence declaration as required under section 307C of the Corporations Act 2001 is set out on page 10.

Signed in accordance with a resolution of the board of directors at Inner West, Victoria on 29 September 2010.



**Andy Paul Moutray-Read,**  
**Chairman**



**John Westbury,**  
**Director**

# Auditor's independence declaration

---



PO Box 454  
Bendigo VIC 3552  
61-65 Bull Street  
Bendigo VIC 3550  
Phone (03) 5443 0344  
Fax (03) 5443 5304  
afs@afsbendigo.com.au  
www.afsbendigo.com.au  
ABN 51 061 795 337

## **Lead Auditor's Independence Declaration under section 307C of the Corporations Act 2001 to the directors of Inner West Community Enterprises Limited**

I declare, that to the best of my knowledge and belief, in relation to the audit for the financial year ended 30 June 2010 there have been:

- no contraventions of the auditor independence requirements of the Corporations Act 2001 in relation to the review; and
- no contraventions of any applicable code of professional conduct in relation to the audit.

**DAVID HUTCHINGS**  
**ANDREW FREWIN & STEWART**  
61-65 Bull Street, Bendigo, 3550

Dated this 29<sup>th</sup> day of September 2010

Liability limited by a scheme approved under Professional Standards Legislation

# Financial statements

---

## Statement of Comprehensive Income for the year ended 30 June 2010

	Note	2010 \$	2009 \$
Revenues from ordinary activities	4	336,596	149,844
Employee benefits expense		(241,405)	(161,289)
Charitable donations, sponsorship, advertising and promotion		(13,979)	(5,517)
Occupancy and associated costs		(63,989)	(6,706)
Systems costs		(31,750)	(1,389)
Depreciation and amortisation expense	5	(21,888)	(13,846)
Finance costs	5	(6,051)	-
General administration expenses		(66,313)	(41,105)
<b>Loss before income tax expense</b>		<b>(108,779)</b>	<b>(80,008)</b>
Income tax credit	6	33,644	37,272
<b>Loss after income tax expense</b>		<b>(75,135)</b>	<b>(42,736)</b>
<b>Total comprehensive income for the year</b>		<b>(75,135)</b>	<b>(42,736)</b>
<b>Earnings per share (cents per share)</b>		<b>c</b>	<b>c</b>
- basic for profit for the year	21	(12.30)	(7.00)

The accompanying notes form part of these financial statements.

## Financial statements continued

### Balance sheet as at 30 June 2010

	Note	2010 \$	2009 \$
<b>ASSETS</b>			
<b>Current Assets</b>			
Cash and cash equivalents	7	247,547	340,792
Trade and other receivables	8	32,917	23,850
<b>Total Current Assets</b>		<b>280,464</b>	<b>364,642</b>
<b>Non-Current Assets</b>			
Property, plant and equipment	9	175,620	195,508
Intangible assets	10	5,833	7,833
Deferred tax assets	11	103,472	69,828
<b>Total Non-Current Assets</b>		<b>284,925</b>	<b>273,169</b>
<b>Total Assets</b>		<b>565,389</b>	<b>637,811</b>
<b>LIABILITIES</b>			
<b>Current Liabilities</b>			
Trade and other payables	12	40,386	23,558
Borrowings	13	25,926	25,926
Provisions	14	9,056	11,221
<b>Total Current Liabilities</b>		<b>75,368</b>	<b>60,705</b>
<b>Non-Current Liabilities</b>			
Borrowings	13	68,310	82,074
Provisions	14	2,700	886
<b>Total Non-Current Liabilities</b>		<b>71,010</b>	<b>82,960</b>
<b>Total Liabilities</b>		<b>146,378</b>	<b>143,665</b>
<b>Net Assets</b>		<b>419,011</b>	<b>494,146</b>
<b>Equity</b>			
Issued capital	15	607,207	607,207
Accumulated losses	16	(188,196)	(113,061)
<b>Total Equity</b>		<b>419,011</b>	<b>494,146</b>

The accompanying notes form part of these financial statements.

## Financial statements continued

### Statement of Changes in Equity for the year ended June 2010

	Issued Capital \$	Retained Earnings \$	Total Equity \$
<b>Balance at 1 July 2008</b>	<b>577,507</b>	<b>(70,325)</b>	<b>507,182</b>
<b>Total comprehensive income for the year</b>	-	<b>(42,736)</b>	<b>(42,736)</b>
<b>Transactions with owners in their capacity as owners:</b>			
Shares issued during period	29,700	-	29,700
Costs of issuing shares	-	-	-
Dividends provided for or paid	-	-	-
<b>Balance at 30 June 2009</b>	<b>607,207</b>	<b>(113,061)</b>	<b>494,146</b>
<b>Balance at 1 July 2009</b>	<b>607,207</b>	<b>(113,061)</b>	<b>494,146</b>
<b>Total comprehensive income for the year</b>	-	<b>(75,135)</b>	<b>(75,135)</b>
<b>Transactions with owners in their capacity as owners:</b>			
Shares issued during period	-	-	-
Costs of issuing shares	-	-	-
Dividends provided for or paid	-	-	-
<b>Balance at 30 June 2010</b>	<b>607,207</b>	<b>(188,196)</b>	<b>419,011</b>

The accompanying notes form part of these financial statements.

## Financial statements continued

### Statement of Cashflows for the year ended 30 June 2010

	Note	2010 \$	2009 \$
<b>Cash Flows From Operating Activities</b>			
Receipts from customers		350,257	112,241
Payments to suppliers and employees		(430,693)	(171,625)
Interest received		7,006	27,052
Interest paid		(6,051)	-
<b>Net cash used in operating activities</b>	<b>17</b>	<b>(79,481)</b>	<b>(32,332)</b>
<b>Cash Flows From Investing Activities</b>			
Payments for property, plant and equipment		-	(198,603)
<b>Net cash used in investing activities</b>		<b>-</b>	<b>(198,603)</b>
<b>Cash Flows From Financing Activities</b>			
Proceeds from issues of shares		-	29,700
Proceeds from borrowings		(13,764)	108,000
Repayment of borrowings		-	(500)
<b>Net cash provided by/(used in) financing activities</b>		<b>(13,764)</b>	<b>137,200</b>
<b>Net decrease in cash held</b>		<b>(93,245)</b>	<b>(93,735)</b>
Cash and cash equivalents at the beginning of the financial year		340,792	434,527
<b>Cash and cash equivalents at the end of the financial year</b>	<b>7(a)</b>	<b>247,547</b>	<b>340,792</b>

The accompanying notes form part of these financial statements.

# Notes to the financial statements

---

For year ended 30 June 2010

## Note 1. Summary of Significant Accounting Policies

### **a) Basis of Preparation**

These general purpose financial statements have been prepared in accordance with Australian Accounting Standards, other authoritative pronouncements of the Australian Accounting Standard Boards and the Corporations Act 2001.

#### Compliance with IFRS

These financial statements and notes comply with IFRS International Financial Reporting Standards (IFRS) as issued by the International Accounting Standards Board.

#### Critical accounting estimates

The preparation of the financial statements requires the use of certain critical accounting estimates. It also requires management to exercise its judgement in the process of applying the company's accounting policies. These areas involving a higher degree of judgement or complexities, or areas where assumptions and estimates are significant to the financial statements are disclosed in note 3.

#### Financial statement presentation

The company has applied revised AASB 101 Presentation of Financial Statements which became effective on 1 January 2009. The company has elected to present all items of income and expense recognised in the period in a single statement of comprehensive income.

#### Historical cost convention

The financial statements have been prepared under the historical cost convention on an accruals basis as modified by the revaluation of financial assets and liabilities at fair value through profit or loss and where stated, current valuations of non-current assets. Cost is based on the fair values of the consideration given in exchange for assets.

#### Comparative figures

Where required by Australian Accounting Standards comparative figures have been adjusted to conform with changes in presentation for the current financial year.



# Notes to the financial statements continued

---

## Note 1. Summary of Significant Accounting Policies (continued)

### a) Basis of Preparation (continued)

#### Economic dependency - Bendigo and Adelaide Bank Limited

The company has entered into a franchise agreement with Bendigo and Adelaide Bank Limited that governs the management of the **Community Bank**<sup>®</sup> branch at Seddon, Victoria.

The branch operates as a franchise of Bendigo Bank, using the name "Bendigo Bank" and the logo and system of operations of Bendigo Bank. The company manages the **Community Bank**<sup>®</sup> branch on behalf of Bendigo Bank, however all transactions with customers conducted through the **Community Bank**<sup>®</sup> branches are effectively conducted between the customers and Bendigo Bank.

All deposits are made with Bendigo Bank, and all personal and investment products are products of Bendigo Bank, with the company facilitating the provision of those products. All loans, leases or hire purchase transactions, issues of new credit or debit cards, temporary or bridging finance and any other transaction that involves creating a new debt, or increasing or changing the terms of an existing debt owed to Bendigo Bank, must be approved by Bendigo Bank. All credit transactions are made with Bendigo Bank, and all credit products are products of Bendigo Bank.

Bendigo Bank provides significant assistance in establishing and maintaining the **Community Bank**<sup>®</sup> branch franchise operations. It also continues to provide ongoing management and operational support, and other assistance and guidance in relation to all aspects of the franchise operation, including advice in relation to:

- advice and assistance in relation to the design, layout and fit out of the **Community Bank**<sup>®</sup> branch;
- training for the branch manager and other employees in banking, management systems and interface protocol;
- methods and procedures for the sale of products and provision of services;
- security and cash logistic controls;
- calculation of company revenue and payment of many operating and administrative expenses
- the formulation and implementation of advertising and promotional programs; and
- sales techniques and proper customer relations.

The following is a summary of the material accounting policies adopted by the company in the preparation of the financial statements. The accounting policies have been consistently applied, unless otherwise stated.

### b) Revenue

Revenue is recognised when the amount of revenue can be reliably measured, it is probable that future economic benefit will flow to the company and any specific criteria have been met. Interest and fee revenue is recognised when earned. The gain or loss on disposal of property, plant and equipment is recognised on a net basis and is classified as income rather than revenue. All revenue is stated net of the amount of Goods and Services Tax (GST).

# Notes to the financial statements continued

---

## Note 1. Summary of Significant Accounting Policies (continued)

### **c) Income Tax**

#### Current tax

Current tax is calculated by reference to the amount of income taxes payable or recoverable in respect of the taxable profit or loss for the period. It is calculated using tax rates and tax laws that have been enacted or substantively enacted by reporting date. Current tax for current and prior periods is recognised as a liability (or asset) to the extent that it is unpaid (or refundable).

#### Deferred tax

Deferred tax is accounted for using the balance sheet liability method on temporary differences arising from differences between the carrying amount of assets and liabilities in the financial statements and the corresponding tax base of those items.

In principle, deferred tax liabilities are recognised for all taxable temporary differences. Deferred tax assets are recognised to the extent that it is probable that sufficient taxable amounts will be available against which deductible temporary differences or unused tax losses and tax offsets can be utilised. However, deferred tax assets and liabilities are not recognised if the temporary differences giving rise to them arise from the initial recognition of assets and liabilities (other than as a result of a business combination) which affects neither taxable income nor accounting profit. Furthermore, a deferred tax liability is not recognised in relation to taxable temporary differences arising from goodwill.

Deferred tax assets and liabilities are measured at the tax rates that are expected to apply to the period(s) when the asset and liability giving rise to them are realised or settled, based on tax rates (and tax laws) that have been enacted or substantively enacted by reporting date. The measurement of deferred tax liabilities reflects the tax consequences that would follow from the manner in which the consolidated entity expects, at the reporting date, to recover or settle the carrying amount of its assets and liabilities.

Deferred tax assets and liabilities are offset when there is a legally enforceable right to offset current tax and when the balances relate to taxes levied by the same taxation authority and the company entity intends to settle its tax assets and liabilities on a net basis.

#### Current and deferred tax for the period

Current and deferred tax is recognised as an expense or income in the statement of comprehensive income, except when it relates to items credited or debited to equity, in which case the deferred tax is also recognised directly in equity, or where it arises from initial accounting for a business combination, in which case it is taken into account in the determination of goodwill or excess.

# Notes to the financial statements continued

---

## Note 1. Summary of Significant Accounting Policies (continued)

### **d) Employee Entitlements**

Provision is made for the company's liability for employee benefits arising from services rendered by employees to balance date. Employee benefits that are expected to be settled within one year have been measured at the amounts expected to be paid when the liability is settled, plus related on-costs. Employee benefits payable later than one year have been measured at the present value of the estimated future cash outflows to be made for those benefits.

The company contributes to a defined contribution plan. Contributions to employee superannuation funds are charged against income as incurred.

### **e) Cash and Cash Equivalents**

For the purposes of the statement of cash flows, cash includes cash on hand and in banks and investments in money market instruments, net of outstanding bank overdrafts. Bank overdrafts are shown within borrowings in current liabilities on the balance sheet.

### **f) Trade Receivables and Payables**

Receivables are carried at their amounts due. The collectability of debts is assessed at balance date and specific provision is made for any doubtful accounts. Liabilities for trade creditors and other amounts are carried at cost that is the fair value of the consideration to be paid in the future for goods and services received, whether or not billed to the company.

### **g) Property, Plant and Equipment**

Plant and equipment, leasehold improvements and equipment under finance lease are stated at cost less accumulated depreciation and impairment. Cost includes expenditure that is directly attributable to the acquisition of the item. In the event that settlement of all or part of the purchase consideration is deferred, cost is determined by discounting the amounts payable in the future to their present value as at the date of acquisition.

Depreciation is provided on property, plant and equipment, including freehold buildings but excluding land. Depreciation is calculated on a straight line basis so as to write off the net cost of each asset over its expected useful life to its estimated residual value. Leasehold improvements are depreciated at the rate equivalent to the available building allowance using the straight line method. The estimated useful lives, residual values and depreciation method is reviewed at the end of each annual reporting period.

The following estimated useful lives are used in the calculation of depreciation:

- leasehold improvements            40 years
- plant and equipment                2.5 - 40 years
- furniture and fittings                4 - 40 years

### **h) Intangibles**

The franchise fee paid to Bendigo and Adelaide Bank Limited has been recorded at cost and is amortised on a straight line basis over the life of the franchise agreement.

# Notes to the financial statements continued

---

## Note 1. Summary of Significant Accounting Policies (continued)

### **i) Payment Terms**

Receivables and payables are non interest bearing and generally have payment terms of between 30 and 90 days.

### **j) Borrowings**

All loans are initially measured at the principal amount. Interest is recognised as an expense as it accrues.

### **k) Financial Instruments**

#### Recognition and initial measurement

Financial instruments, incorporating financial assets and financial liabilities, are recognised when the entity becomes a party to the contractual provisions of the instrument.

Financial instruments are initially measured at fair value plus transaction costs. Financial instruments are classified and measured as set out below.

#### Derecognition

Financial assets are derecognised where the contractual rights to receipt of cash flows expires or the asset is transferred to another party whereby the entity no longer has any significant continuing involvement in the risks and benefits associated with the asset.

#### Classification and subsequent measurement

##### (i) Loans and receivables

Loans and receivables are non-derivative financial assets with fixed or determinable payments that are not quoted in an active market and are subsequently measured at amortised cost using the effective interest rate method.

##### (ii) Held-to-maturity investments

Held-to-maturity investments are non-derivative financial assets that have fixed maturities and fixed or determinable payments, and it is the entity's intention to hold these investments to maturity. They are subsequently measured at amortised cost using the effective interest rate method.

##### (iii) Financial liabilities

Non-derivative financial liabilities (excluding financial guarantees) are subsequently measured at amortised cost using the effective interest rate method.

#### Impairment

At each reporting date, the entity assesses whether there is objective evidence that a financial instrument has been impaired. Impairment losses are recognised in the statement of comprehensive income.

# Notes to the financial statements continued

---

## Note 1. Summary of Significant Accounting Policies (continued)

### **l) Leases**

Leases of fixed assets where substantially all the risks and benefits incidental to the ownership of the asset, but not the legal ownership are transferred to the company are classified as finance leases. Finance leases are capitalised by recording an asset and a liability at the lower of the amounts equal to the fair value of the leased property or the present value of the minimum lease payments, including any guaranteed residual values. Lease payments are allocated between the reduction of the lease liability and the lease interest expense for the period.

Leased assets are depreciated on a straight-line basis over the shorter of their estimated useful lives or the lease term. Lease payments for operating leases, where substantially all the risks and benefits remain with the lessor, are charged as expenses in the periods in which they are incurred. Lease incentives under operating leases are recognised as a liability and amortised on a straight-line basis over the life of the lease term.

### **m) Provisions**

Provisions are recognised when the economic entity has a legal, equitable or constructive obligation to make a future sacrifice of economic benefits to other entities as a result of past transactions or other past events, it is probable that a future sacrifice of economic benefits will be required and a reliable estimate can be made of the amount of the obligation.

A provision for dividends is not recognised as a liability unless the dividends are declared, determined or publicly recommended on or before the reporting date.

### **n) Contributed Equity**

Ordinary shares are recognised at the fair value of the consideration received by the company. Any transaction costs arising on the issue of ordinary shares are recognised directly in equity as a reduction of the share proceeds received.

### **o) Earnings Per Share**

Basic earnings per share is calculated by dividing the profit attributable to equity holders of the company, excluding any costs of servicing equity other than ordinary shares, by the weighted average number of ordinary shares outstanding during the financial year, adjusted for bonus elements in ordinary shares issued during the year.

### **p) Goods and Services Tax**

Revenues, expenses and assets are recognised net of the amount of Goods and Services Tax (GST), except where the amount of GST incurred is not recoverable from the taxation authority. In these circumstances, the GST is recognised as part of the cost of acquisition of the asset or as part of the expense.

Receivables and payables are stated with the amount of GST included. The net amount of GST recoverable from, or payable to, the taxation authority is included as part of receivables or payables in the balance sheet. Cash flows are included in the statement of cash flows on a gross basis.

The GST components of cash flows arising from investing and financing activities which are recoverable from, or payable to, the taxation authority are classified as operating cash flows.

# Notes to the financial statements continued

---

## Note 2. Financial Risk Management

The company's activities expose it to a limited variety of financial risks: market risk (including currency risk, fair value interest risk and price risk), credit risk, liquidity risk and cash flow interest rate risk. The company's overall risk management program focuses on the unpredictability of financial markets and seeks to minimise potential adverse effects on the financial performance of the entity. The entity does not use derivative instruments.

Risk management is carried out directly by the board of directors.

### **(i) Market risk**

The company has no exposure to any transactions denominated in a currency other than Australian dollars.

### **(ii) Price risk**

The company is not exposed to equity securities price risk as it does not hold investments for sale or at fair value. The company is not exposed to commodity price risk.

### **(iii) Credit risk**

The company has no significant concentrations of credit risk. It has policies in place to ensure that customers have an appropriate credit history. The company's franchise agreement limits the company's credit exposure to one financial institution, being Bendigo and Adelaide Bank Limited.

### **(iv) Liquidity risk**

Prudent liquidity management implies maintaining sufficient cash and marketable securities and the availability of funding from credit facilities. The company believes that its sound relationship with Bendigo and Adelaide Bank Limited mitigates this risk significantly.

### **(v) Cash flow and fair value interest rate risk**

Interest-bearing assets are held with Bendigo and Adelaide Bank Limited and subject to movements in market interest. Interest-rate risk could also arise from long-term borrowings. Borrowings issued at variable rates expose the company to cash flow interest-rate risk. The company believes that its sound relationship with Bendigo and Adelaide Bank Limited mitigates this risk significantly.

### **(vi) Capital management**

The board's policy is to maintain a strong capital base so as to sustain future development of the company. The board of directors monitor the return on capital and the level of dividends to shareholders. Capital is represented by total equity as recorded in the balance sheet.

## Notes to the financial statements continued

---

### Note 2. Financial Risk Management (continued)

#### **(vi) Capital management (continued)**

In accordance with the franchise agreement, in any 12 month period, the funds distributed to shareholders shall not exceed the distribution limit.

- (i) the distribution limit is the greater of:
  - (a) 20% of the profit or funds of the franchisee otherwise available for distribution to shareholders in that 12 month period; and
  - (b) subject to the availability of distributable profits, the relevant rate of return multiplied by the average level of share capital of the franchisee over that 12 month period; and
- (ii) the relevant rate of return is equal to the weighted average interest rate on 90 day bank bills over that 12 month period plus 5%.

The board is managing the growth of the business in line with this requirement. There are no other externally imposed capital requirements, although the nature of the company is such that amounts will be paid in the form of charitable donations and sponsorship. Charitable donations and sponsorship paid for the year ended 30 June 2010 can be seen in the statement of comprehensive income.

There were no changes in the company's approach to capital management during the year.

### Note 3. Critical Accounting Estimates and Judgements

Estimates and judgements are continually evaluated and are based on historical experience and other factors, including expectations of future events that may have a financial impact on the entity and that are believed to be reasonable under the circumstances.

The company makes estimates and assumptions concerning the future. The resulting accounting estimates will, by definition, seldom equal the related actual results.

Management has identified the following critical accounting policies for which significant judgements, estimates and assumptions are made. Actual results may differ from these estimates under different assumptions and conditions and may materially affect financial results or the financial position reported in future periods.

Further details of the nature of these assumptions and conditions may be found in the relevant notes to the financial statements.

#### **Taxation**

Judgement is required in assessing whether deferred tax assets and certain tax liabilities are recognised on the balance sheet. Deferred tax assets, including those arising from un-recouped tax losses, capital losses and temporary differences, are recognised only where it is considered more likely than not that they will be recovered, which is dependent on the generation of sufficient future taxable profits.

# Notes to the financial statements continued

---

## Note 3. Critical Accounting Estimates and Judgements (continued)

### **Taxation (continued)**

Assumptions about the generation of future taxable profits depend on management's estimates of future cash flows. These depend on estimates of future sales volumes, operating costs, capital expenditure, dividends and other capital management transactions. Judgements are also required about the application of income tax legislation.

These judgements and assumptions are subject to risk and uncertainty, hence there is a possibility that changes in circumstances will alter expectations, which may impact the amount of deferred tax assets and deferred tax liabilities recognised on the balance sheet and the amount of other tax losses and temporary differences not yet recognised. In such circumstances, some or all of the carrying amount of recognised deferred tax assets and liabilities may require adjustment, resulting in corresponding credit or charge to the statement of comprehensive income.

### **Estimation of useful lives of assets**

The estimation of the useful lives of assets has been based on historical experience and the condition of the asset is assessed at least once per year and considered against the remaining useful life. Adjustments to useful lives are made when considered necessary.

### **Goodwill**

Goodwill represents the excess of the cost of an acquisition over the fair value of the company's share of the net identifiable assets of the acquired branch/agency at the date of acquisition. Goodwill on acquisition is included in intangible assets. Goodwill is not amortised. Instead, goodwill is tested for impairment annually, or more frequently if events or changes in circumstances indicate that it might be impaired, and is carried at cost less accumulated impairment losses.

The calculations require the use of assumptions.

### **Impairment of assets**

At each reporting date, the company reviews the carrying amounts of its tangible and intangible assets that have an indefinite useful life to determine whether there is any indication that those assets have suffered an impairment loss. If any such indication exists, the recoverable amount of the asset is estimated in order to determine the extent of the impairment loss (if any). Where the asset does not generate cash flows that are independent from other assets, the consolidated entity estimates the recoverable amount of the cash-generating unit to which the asset belongs.

Recoverable amount is the higher of fair value less costs to sell and value in use. In assessing value in use, the estimated future cash flows are discounted to their present value using a pre-tax discount rate that reflects current market assessments of the time value of money and the risks specific to the asset for which the estimates of future cash flows have not been adjusted.



# Notes to the financial statements continued

## Note 3. Critical Accounting Estimates and Judgements (continued)

### Impairment of assets (continued)

If the recoverable amount of an asset (or cash-generating unit) is estimated to be less than its carrying amount, the carrying amount of the asset (cash-generating unit) is reduced to its recoverable amount. An impairment loss is recognised in profit or loss immediately, unless the relevant asset is carried at fair value, in which case the impairment loss is treated as a revaluation decrease.

Where an impairment loss subsequently reverses, the carrying amount of the asset (cash-generating unit) is increased to the revised estimate of its recoverable amount, but only to the extent that the increased carrying amount does not exceed the carrying amount that would have been determined had no impairment loss been recognised for the asset (cash-generating unit) in prior years. A reversal of an impairment loss is recognised in profit or loss immediately, unless the relevant asset is carried at fair value, in which case the reversal of the impairment loss is treated as a revaluation increase.

	2010	2009
	\$	\$

## Note 4. Revenue from Ordinary Activities

### Operating activities:

- services commissions	329,590	117,231
- other revenue	-	2,752
<b>Total revenue from operating activities</b>	<b>329,590</b>	<b>119,983</b>

### Non-operating activities:

- interest received	7,006	29,861
<b>Total revenue from non-operating activities</b>	<b>7,006</b>	<b>29,861</b>
<b>Total revenues from ordinary activities</b>	<b>336,596</b>	<b>149,844</b>

## Note 5. Expenses

### Depreciation of non-current assets:

- plant and equipment	7,124	9,546
- leasehold improvements	12,764	2,133

### Amortisation of non-current assets

- franchise agreement	2,000	2,167
	<b>21,888</b>	<b>13,846</b>

## Notes to the financial statements continued

	Note	2010 \$	2009 \$
Note 5. Expenses (continued)			
Finance costs:			
- interest paid		6,051	-
Bad debts		616	-

### Note 6. Income Tax Expense

The components of tax expense comprise:

- Current tax		-	-
- Future income tax benefit attributed to losses		(32,792)	(33,111)
- Movement in deferred tax		(852)	(4,161)
- Recoup of prior year tax loss		-	-
		<b>(33,644)</b>	<b>(37,272)</b>

The prima facie tax on loss from ordinary activities before income tax is reconciled to the income tax credit as follows:

Operating loss		(108,779)	(80,008)
Prima facie tax on loss from ordinary activities at 30%		(32,634)	(24,002)
Add tax effect of:			
- non-deductible expenses		681	689
- timing difference expenses		854	4,160
- other deductible expenses		(1,692)	(13,958)
		<b>(32,791)</b>	<b>(33,111)</b>
Movement in deferred tax	11	(853)	(4,161)
		<b>(33,644)</b>	<b>(37,272)</b>

### Note 7. Cash and Cash Equivalents

Cash at bank and on hand		37,547	98,953
Term deposits		210,000	241,839
		<b>247,547</b>	<b>340,792</b>

The above figures are reconciled to cash at the end of the financial year as shown in the statement of cashflows as follows:

## Notes to the financial statements continued

	2010 \$	2009 \$
Note 7. Cash and Cash Equivalents (continued)		
<b>Note 7.(a) Reconciliation of cash</b>		
Cash at bank and on hand	37,547	98,953
Term deposits	210,000	241,839
	<b>247,547</b>	<b>340,792</b>

### Note 8. Trade and Other Receivables

Trade receivables	29,589	20,522
Other receivables & accruals		
Prepayments	3,328	3,328
	<b>32,917</b>	<b>23,850</b>

### Note 9. Property, Plant and Equipment

#### Plant and equipment

At cost	39,136	39,136
Less accumulated depreciation	(16,670)	(9,546)
	<b>22,466</b>	<b>29,590</b>

#### Leasehold improvements

At cost	168,051	168,051
Less accumulated depreciation	(14,897)	(2,133)
	<b>153,154</b>	<b>165,918</b>

#### Total written down amount

**175,620**      **195,508**

#### Movements in carrying amounts:

##### Plant and equipment

Carrying amount at beginning	29,590	-
Additions	-	39,136
Disposals	-	-
Less: depreciation expense	(7,124)	(9,546)
<b>Carrying amount at end</b>	<b>22,466</b>	<b>29,590</b>

## Notes to the financial statements continued

	2010 \$	2009 \$
Note 9. Property, Plant and Equipment (continued)		
<b>Leasehold improvements</b>		
Carrying amount at beginning	165,918	-
Additions	-	168,051
Disposals	-	-
Less: depreciation expense	(12,764)	(2,133)
<b>Carrying amount at end</b>	<b>153,154</b>	<b>165,918</b>
<b>Total written down amount</b>	<b>175,620</b>	<b>195,508</b>

## Note 10. Intangible Assets

### Franchise fee

At cost	10,000	10,000
Less: accumulated amortisation	(4,167)	(2,167)
<b>Total written down amount</b>	<b>5,833</b>	<b>7,833</b>

## Note 11. Tax

### Deferred tax assets

- accruals	115	-
- employee provisions	3,527	3,633
- tax losses carried forward	100,828	68,036
	<b>104,470</b>	<b>71,669</b>

### Deferred tax liability

- accruals	998	843
- deductible prepayments	-	998
	<b>998</b>	<b>1,841</b>
<b>Net deferred tax asset/(liability)</b>	<b>103,472</b>	<b>69,828</b>
<b>Movement in deferred tax charged to statement of comprehensive income</b>	<b>33,644</b>	<b>(4,161)</b>

## Notes to the financial statements continued

	Note	2010 \$	2009 \$
<b>Note 12. Trade and Other Payables</b>			
Trade creditors		20,262	3,669
Other creditors & accruals		20,124	19,889
		<b>40,386</b>	<b>23,558</b>

## Note 13. Borrowings

### Current:

Bank loans	13	25,926	25,926
		<b>25,926</b>	<b>25,926</b>

### Non-Current:

Bank loans	13	68,310	82,074
		<b>68,310</b>	<b>82,074</b>

Bank loans are repayable monthly with the final instalment due in September 2014. Interest is recognised at an average rate of 7.43% (2009: 7.43%). The loans are secured by a fixed and floating charge over the company's assets.

## Note 14. Provisions

### Current:

<b>Provision for annual leave</b>		<b>9,056</b>	<b>11,221</b>
-----------------------------------	--	--------------	---------------

### Non-Current:

<b>Provision for long service leave</b>		<b>2,700</b>	<b>886</b>
Number of employees at year end		4	4

## Note 15. Contributed Equity

635,401 Ordinary shares fully paid (2009: 635,401)		635,401	635,401
Less: equity raising expenses		(28,194)	(28,194)
		<b>607,207</b>	<b>607,207</b>

# Notes to the financial statements continued

---

## Note 15. Contributed Equity (continued)

### **Rights attached to shares**

#### (a) Voting rights

Subject to some limited exceptions, each member has the right to vote at a general meeting.

On a show of hands or a poll, each member attending the meeting (whether they are attending the meeting in person or by attorney, corporate representative or proxy) has one vote, regardless of the number of shares held. However, where a person attends a meeting in person and is entitled to vote in more than one capacity (for example, the person is a member and has also been appointed as proxy for another member) that person may only exercise one vote on a show of hands. On a poll, that person may exercise one vote as a member and one vote for each other member that person represents as duly appointed attorney, corporate representative or proxy.

The purpose of giving each member only one vote, regardless of the number of shares held, is to reflect the nature of the company as a community based company, by providing that all members of the community who have contributed to the establishment and ongoing operation of the **Community Bank**<sup>®</sup> have the same ability to influence the operation of the company.

#### (b) Dividends

Generally, dividends are payable to members in proportion to the amount of the share capital paid up on the shares held by them, subject to any special rights and restrictions for the time being attaching to shares. The franchise agreement with Bendigo and Adelaide Bank Limited contains a limit on the level of profits or funds that may be distributed to shareholders. There is also a restriction on the payment of dividends to certain shareholders if they have a prohibited shareholding interest (see below).

#### (c) Transfer

Generally, ordinary shares are freely transferable. However, the directors have a discretion to refuse to register a transfer of shares.

Subject to the foregoing, shareholders may transfer shares by a proper transfer effected in accordance with the company's constitution and the Corporations Act.

### **Prohibited shareholding interest**

A person must not have a prohibited shareholding interest in the company.

In summary, a person has a prohibited shareholding interest if any of the following applies:

- They control or own 10% or more of the shares in the company (the "10% limit").
- In the opinion of the board they do not have a close connection to the community or communities in which the company predominantly carries on business (the "close connection test").
- Where the person is a shareholder, after the transfer of shares in the company to that person the number of shareholders in the company is (or would be) lower than the base number (the "base number test"). The base number is 246. As at the date of this report, the company had 273 shareholders.

## Notes to the financial statements continued

### Note 15. Contributed Equity (continued)

#### Prohibited shareholding interest (continued)

As with voting rights, the purpose of this prohibited shareholding provision is to reflect the community-based nature of the company.

Where a person has a prohibited shareholding interest, the voting and dividend rights attaching to the shares in which the person (and his or her associates) have a prohibited shareholding interest, are suspended.

The board has the power to request information from a person who has (or is suspected by the board of having) a legal or beneficial interest in any shares in the company or any voting power in the company, for the purpose of determining whether a person has a prohibited shareholding interest. If the board becomes aware that a member has a prohibited shareholding interest, it must serve a notice requiring the member (or the member's associate) to dispose of the number of shares the board considers necessary to remedy the breach. If a person fails to comply with such a notice within a specified period (that must be between three and six months), the board is authorised to sell the specified shares on behalf of that person. The holder will be entitled to the consideration from the sale of the shares, less any expenses incurred by the board in selling or otherwise dealing with those shares.

In the constitution, members acknowledge and recognise that the exercise of the powers given to the board may cause considerable disadvantage to individual members, but that such a result may be necessary to enforce the prohibition.

	2010 \$	2009 \$
<b>Note 16. Accumulated Losses</b>		
Balance at the beginning of the financial year	(113,061)	(70,325)
Net loss from ordinary activities after income tax	(75,135)	(42,736)
Dividends paid or provided for	-	-
<b>Balance at the end of the financial year</b>	<b>(188,196)</b>	<b>(113,061)</b>

### Note 17. Statement of Cashflows

Reconciliation of loss from ordinary activities after tax to net cash used in operating activities

Loss from ordinary activities after income tax	(75,135)	(42,736)
Non cash items:		
- depreciation	19,888	11,679
- amortisation	2,000	2,167

## Notes to the financial statements continued

	2010 \$	2009 \$
Note 17. Statement of Cashflows (continued)		
Changes in assets and liabilities:		
- increase in receivables	(9,067)	13,243
- increase in other assets	(33,644)	(37,272)
- increase in payables	16,828	9,543
-decrease in provisions	(351)	11,044
<b>Net cashflows used in operating activities</b>	<b>(79,481)</b>	<b>(32,332)</b>

## Note 18. Auditors' Remuneration

Amounts received or due and receivable by the auditor of the company for:

- audit & review services	3,400	3,400
- share registry services	-	1,975
- non audit services	2,785	1,810
	<b>6,185</b>	<b>7,185</b>

## Note 19. Director and Related Party Disclosures

The names of directors who have held office during the financial year are:

Andy Paul Moutray-Read  
David John Bardsley  
Kelly Ann Powers  
Elizabeth Helen MacClafferty  
James Lewin Macdougall  
John Richard Westbury  
Violet Ann Browne (Appointed 6 April 2010)  
Lyndon Russell (Appointed 7 June 2010)  
Travis John Bell (Resigned 26 July 2010)  
Gary David Clough (Resigned 20 May 2010)  
Peter James Gallagher (Resigned 3 March 2010)

Transactions between related parties are on normal commercial terms and conditions no more favourable than those available to other parties unless otherwise stated.



## Notes to the financial statements continued

### Note 19. Director and Related Party Disclosures (continued)

	<b>2010</b>	<b>2009</b>
	<b>\$</b>	<b>\$</b>
<b>Transactions with related parties:</b>		
Andy Moutray-Read, in the capacity of Director of Powercom Pacific, supplied mobile phone services to the value of	1,000	1,140

<b>Directors Shareholdings</b>	<b>2010</b>	<b>2009</b>
Andy Paul Moutray-Read	2,500	2,500
David John Bardsley	22,001	22,001
Kelly Ann Powers	101	101
Elizabeth Helen MacClafferty	2,001	2,001
James Lewin Macdougall	7,001	7,001
John Richard Westbury	55,001	55,001
Violet Ann Browne (Appointed 6 April 2010)	-	-
Lyndon Russell (Appointed 7 June 2010)	-	-
Travis John Bell (Resigned 26 July 2010)	7,501	6,501
Gary David Clough (Resigned 20 May 2010)	11,001	11,001
Peter James Gallagher (Resigned 3 March 2010)	1,000	1,000

### Note 20. Key Management Personnel Disclosures

No Director of the company receives remuneration for services as a company director or Committee member.

There are no Executives within the company whose remuneration is required to be disclosed.

	<b>2010</b>	<b>2009</b>
	<b>\$</b>	<b>\$</b>

### Note 21. Earnings Per Share

(a) Loss attributable to the ordinary equity holders of the company used in calculating earnings per share	(75,135)	(42,736)
--	----------	----------

	<b>2010</b>	<b>2009</b>
	<b>Number</b>	<b>Number</b>
(b) Weighted average number of ordinary shares used as the denominator in calculating basic earnings per share	610,746	610,746

## Notes to the financial statements continued

---

### Note 22. Events Occurring After the Balance Sheet Date

There have been no events after the end of the financial year that would materially affect the financial statements.

### Note 23. Contingent Liabilities

There were no contingent liabilities at the date of this report to affect the financial statements.

### Note 24. Segment Reporting

The economic entity operates in the service sector where it facilitates **Community Bank**<sup>®</sup> services in Seddon, a suburb of Melbourne, pursuant to a franchise agreement with Bendigo and Adelaide Bank Limited.

### Note 25. Registered Office/Principal Place of Business

The registered office and principal place of business is:

Registered Office	Principal Place of Business
61 Bull Street	90 Charles Street
Bendigo Vic 3550	Seddon Vic 3011

### Note 26. Financial Instruments

#### **Net Fair Values**

The net fair values of financial assets and liabilities approximate the carrying values as disclosed in the balance sheet. The company does not have any unrecognised financial instruments at the year end.

#### **Credit Risk**

The maximum exposure to credit risk at balance date to recognised financial assets is the carrying amount of those assets as disclosed in the balance sheet and notes to the financial statements.

There are no material credit risk exposures to any single debtor or group of debtors under financial instruments entered into by the economic entity.

## Notes to the financial statements continued

### Note 26. Financial Instruments (continued)

#### Interest Rate Risk

Financial instrument	Floating interest rate		Fixed interest rate maturing in						Non interest bearing		Weighted average effective interest rate	
			1 year or less		Over 1 to 5 years		Over 5 years					
	2010	2009	2010	2009	2010	2009	2010	2009	2010	2009	2010	2009
	\$	\$	\$	\$	\$	\$	\$	\$	\$	\$	%	%
<b>Financial Assets</b>												
Cash and cash equivalents	37,547	135,564	210,000	205,228	-	-	-	-	-	-	2.44	7.11
Receivables	-	-	-	-	-	-	-	-	32,917	23,850	N/A	N/A
<b>Financial Liabilities</b>												
Interest bearing liabilities	-	-	25,926	25,926	68,310	82,074	-	-	-	-	7.43	7.43
Payables	-	-	-	-	-	-	-	-	40,386	23,558	N/A	N/A

# Directors' declaration

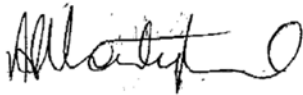
---

In accordance with a resolution of the directors of Inner West Community Enterprises Limited, we state that:

In the opinion of the directors:

- (a) the financial statements and notes of the company are in accordance with the Corporations Act 2001, including:
  - (i) giving a true and fair view of the company's financial position as at 30 June 2010 and of its performance for the financial year ended on that date; and
  - (ii) complying with Accounting Standards, the Corporations Regulations 2001 and other mandatory professional reporting requirements; and
- (b) there are reasonable grounds to believe that the company will be able to pay its debts as and when they become due and payable.
- (c) the audited remuneration disclosures set out in the remuneration report section of the directors' report comply with Accounting Standard AASB174 Related Party Disclosures and the Corporations Regulations 2001.

This declaration is made in accordance with a resolution of the board of directors.



**Andy Paul Moutray-Read,**  
**Chairman**



**John Westbury,**  
**Director**

Signed on the 29th of September 2010.

# Independent audit report

---



Chartered Accountants & Business Advisors

PO Box 454  
Bendigo VIC 3552  
61-65 Bull Street  
Bendigo VIC 3550  
Phone (03) 5443 0344  
Fax (03) 5443 5304  
afs@afsbendigo.com.au  
www.afsbendigo.com.au  
ABN 51 061 795 337

## INDEPENDENT AUDITOR'S REPORT

To the members of Inner West Community Enterprises Limited

We have audited the accompanying financial report of Inner West Community Enterprises Limited, which comprises the balance sheet as at 30 June 2010, statement of comprehensive income, statement of changes in equity and cash flow statement for the year then ended, a summary of significant accounting policies and other explanatory notes and the Directors' Declaration.

### Directors' Responsibility for the Financial Report

The directors of the company are responsible for the preparation and presentation of the financial report in accordance with Australian Accounting Standards (including the Australian Accounting Interpretations) and the Corporations Act 2001. This responsibility includes establishing and maintaining internal controls relevant to the preparation and presentation of the financial report that is free from material misstatement, whether due to fraud or error; selecting and applying appropriate accounting policies; and making fair accounting estimates that are reasonable in the circumstances. In note 1, the directors also state in accordance with the Accounting Standard AASB 101 Presentation of Financial Statements that the financial statements comply with International Financial Reporting Standards.

### Auditor's Responsibility

Our responsibility is to express an opinion on the financial report based on our audit. We conducted our audit in accordance with Australian Auditing Standards. These auditing standards require that we comply with relevant ethical requirements relating to audit engagements and plan and perform the audit to obtain reasonable assurance whether the financial report is free from material misstatement.

An audit involves performing procedures to obtain audit evidence about the amounts and disclosures in the financial report. The procedures selected depend on our judgement, including the assessment of the risks of material misstatement of the financial report, whether due to fraud or error. In making those risk assessments, we consider internal controls relevant to the entity's preparation and presentation of the financial report in order to design audit procedures that are appropriate in the circumstances, but not for the purpose of expressing an opinion on the effectiveness of the entity's internal control. An audit also includes evaluating the appropriateness of accounting policies used and the reasonableness of accounting estimates made by the directors, as well as evaluating the overall presentation of the financial report.

Our audit did not involve an analysis of the prudence of business decisions made by directors or management.

We believe that the audit evidence we have obtained is sufficient and appropriate to provide a basis for our audit opinion.

Liability limited by a scheme approved under Professional Standards Legislation

# Independent audit report continued

---

## **Independence**

In conducting our audit we have complied with the independence requirements of the Corporations Act 2001. We have given to the directors of the company a written Auditor's Independence Declaration, a copy of which is included in the Directors' Report. In addition to our audit of the financial report and the remuneration disclosures, we were engaged to undertake the services disclosed in the notes to the financial statements. The provision of these services has not impaired our independence.

## **Auditor's Opinion on the Financial Report**

In our opinion:

- 1) The financial report of Inner West Community Enterprises Limited is in accordance with the Corporations Act 2001 including giving a true and fair view of the company's financial position as at 30 June 2010 and of its financial performance and its cash flows for the year then ended and complying with Australian Accounting Standards (including the Australian Accounting Interpretations) and the Corporations Regulations 2001.
- 2) The financial report also complies with International Financial Reporting Standards as issued by the International Accounting Standards Board.

## **Report on the Remuneration Report**

We have audited the Remuneration Report included in the Directors' Report for the year ended 30 June 2010. The directors of the company are responsible for the preparation and presentation of the Remuneration Report in accordance with section 300A of the Corporations Act 2001. Our responsibility is to express an opinion on the Remuneration Report, based on our audit conducted in accordance with Australian Auditing Standards.

## **Auditor's Opinion**

In our opinion, the Remuneration Report of Inner West Community Enterprises Limited for the year ended 30 June 2010, complies with section 300A of the Corporations Act 2001.



**DAVID HUTCHINGS**  
**ANDREW FREWIN & STEWART**  
61-65 Bull Street, Bendigo, 3550

Dated this 29<sup>th</sup> day of September 2010











Seddon **Community Bank**<sup>®</sup> Branch  
90 Charles Street, Seddon VIC 3011  
Phone: (03) 9687 2500

Franchisee: Inner West Community Enterprises Limited  
PO Box 313, Seddon VIC 3011  
ABN: 93 124 893 705

[www.bendigobank.com.au/seddon](http://www.bendigobank.com.au/seddon)  
Bendigo and Adelaide Bank Limited,  
The Bendigo Centre, Bendigo VIC 3550  
ABN 11 068 049 178. AFSL 237879.  
(BMPAR10075) (09/10)